



Location: CMA1b - Oil Street Site Office

Report on 24-hour TSP monitoring

Action Level ( $\mu\text{g}/\text{m}^3$ ) - 176.7

Limit Level ( $\mu\text{g}/\text{m}^3$ ) - 260

Date	Sampling Time	Weather Condition	Filter paper no.	Filter Weight, g		Elapse Time, hr		Sampling Time, hr	Flow Rate, $\text{m}^3/\text{min}$			Total Volume, $\text{m}^3$	TSP Level, $\mu\text{g}/\text{m}^3$
				Initial	Final	Initial	Final		Initial, $Q_{si}$	Final, $Q_{sf}$	Average		
1-Jun-16	8:00	Fine	015853	2.8693	2.9650	8229.95	8253.95	24.00	1.15	1.15	1.15	1662	57.6
7-Jun-16	8:00	Cloudy	015984	2.9367	3.0325	8256.95	8280.95	24.00	1.16	1.16	1.16	1671	57.3
13-Jun-16	8:00	Cloudy	016108	2.8212	2.8870	8283.95	8307.95	24.00	1.20	1.20	1.20	1734	37.9
18-Jun-16	8:00	Rainy	016157	2.9071	2.9457	8310.95	8334.95	24.00	1.16	1.16	1.16	1666	23.2
24-Jun-16	8:00	Fine	016062	2.7947	2.8590	8337.96	8361.96	24.00	1.15	1.15	1.15	1661	38.7

Report on 1-hour TSP monitoring

Action Level ( $\mu\text{g}/\text{m}^3$ ) - 320.1

Limit Level ( $\mu\text{g}/\text{m}^3$ ) - 500

Date	Sampling Time	Weather Condition	Filter paper no.	Filter Weight, g		Elapse Time, hr		Sampling Time, hr	Flow Rate, $\text{m}^3/\text{min}$			Total Volume, $\text{m}^3$	TSP Level, $\mu\text{g}/\text{m}^3$
				Initial	Final	Initial	Final		Initial, $Q_{si}$	Final, $Q_{sf}$	Average		
2-Jun-16	8:02	Fine	015988	2.9144	2.9193	8253.95	8254.95	1.00	1.15	1.15	1.15	69	70.8
2-Jun-16	9:05	Fine	015987	2.9251	2.9283	8254.95	8255.95	1.00	1.15	1.15	1.15	69	46.2
2-Jun-16	10:07	Fine	015688	2.8233	2.8261	8255.95	8256.95	1.00	1.15	1.15	1.15	69	40.4
8-Jun-16	8:55	Rainy	016076	2.8275	2.8319	8280.95	8281.95	1.00	1.21	1.21	1.21	73	60.6
8-Jun-16	10:17	Rainy	016073	2.8097	2.8138	8281.95	8282.95	1.00	1.21	1.21	1.21	73	56.5
8-Jun-16	13:00	Rainy	016016	2.8106	2.8172	8282.95	8283.95	1.00	1.21	1.21	1.21	73	90.9
14-Jun-16	8:55	Cloudy	016166	2.9271	2.9308	8307.95	8308.95	1.00	1.20	1.20	1.20	72	51.2
14-Jun-16	10:20	Cloudy	016163	2.8860	2.8891	8308.95	8309.95	1.00	1.20	1.20	1.20	72	42.9
14-Jun-16	13:00	Cloudy	016160	2.8891	2.8918	8309.95	8310.95	1.00	1.20	1.20	1.20	72	37.4
20-Jun-16	9:30	Fine	016154	2.9050	2.9082	8334.95	8335.95	1.00	1.16	1.16	1.16	69	46.2
20-Jun-16	10:55	Fine	016176	2.8687	2.8718	8335.95	8336.95	1.00	1.16	1.16	1.16	69	44.7
20-Jun-16	13:00	Fine	015981	2.9210	2.9249	8336.95	8337.95	1.00	1.16	1.16	1.16	69	56.3
25-Jun-16	8:45	Fine	016248	2.8029	2.8068	8361.96	8362.96	1.00	1.15	1.15	1.15	69	56.3
25-Jun-16	9:58	Fine	016244	2.8240	2.8272	8362.96	8363.96	1.00	1.15	1.15	1.15	69	46.2
25-Jun-16	11:00	Fine	016241	2.8178	2.8343	8363.96	8364.96	1.00	1.15	1.15	1.15	69	238.3



Location: CMA2a - Causeway Bay Community Centre

Report on 24-hour TSP monitoring

Action Level ( $\mu\text{g}/\text{m}^3$ ) - 169.5

Limit Level ( $\mu\text{g}/\text{m}^3$ ) - 260

Date	Sampling Time	Weather Condition	Filter paper no.	Filter Weight, g		Elapse Time, hr		Sampling Time, hr	Flow Rate, $\text{m}^3/\text{min}$			Total Volume, $\text{m}^3$	TSP Level, $\mu\text{g}/\text{m}^3$
				Initial	Final	Initial	Final		Initial, $Q_{si}$	Final, $Q_{sf}$	Average		
1-Jun-16	8:00	Fine	015870	2.9006	2.9314	17889.69	17913.69	24.00	1.13	1.12	1.12	1620	19.0
7-Jun-16	8:00	Cloudy	016003	2.8968	2.9759	17916.69	17940.69	24.00	1.20	1.20	1.20	1726	45.8
13-Jun-16	8:00	Cloudy	016066	2.8275	2.8853	17943.69	17967.69	24.00	1.12	1.12	1.12	1618	35.7
18-Jun-16	8:00	Rainy	016132	2.9202	2.9645	17970.69	17994.69	24.00	1.20	1.19	1.19	1720	25.8
24-Jun-16	8:00	Fine	015792	2.8263	2.8820	17997.69	18021.69	24.00	1.12	1.12	1.12	1619	34.4

Report on 1-hour TSP monitoring

Action Level ( $\mu\text{g}/\text{m}^3$ ) - 323.4

Limit Level ( $\mu\text{g}/\text{m}^3$ ) - 500

Date	Sampling Time	Weather Condition	Filter paper no.	Filter Weight, g		Elapse Time, hr		Sampling Time, hr	Flow Rate, $\text{m}^3/\text{min}$			Total Volume, $\text{m}^3$	TSP Level, $\mu\text{g}/\text{m}^3$
				Initial	Final	Initial	Final		Initial, $Q_{si}$	Final, $Q_{sf}$	Average		
2-Jun-16	9:10	Fine	015836	2.8622	2.8650	17913.69	17914.69	1.00	1.12	1.12	1.12	67	41.5
2-Jun-16	10:37	Fine	016011	2.8916	2.8938	17914.69	17915.69	1.00	1.12	1.12	1.12	67	32.6
2-Jun-16	13:00	Fine	016007	2.8844	2.8889	17915.69	17916.69	1.00	1.12	1.12	1.12	67	66.7
8-Jun-16	8:53	Rainy	015995	2.9152	2.9202	17940.69	17941.69	1.00	1.16	1.16	1.16	70	71.6
8-Jun-16	10:20	Rainy	015991	2.9065	2.9117	17941.69	17942.69	1.00	1.20	1.20	1.20	72	72.5
8-Jun-16	13:00	Rainy	016103	2.8512	2.8559	17942.69	17943.69	1.00	1.16	1.16	1.16	70	67.3
14-Jun-16	9:09	Cloudy	016171	2.8202	2.8243	17967.69	17968.69	1.00	1.12	1.12	1.12	67	60.8
14-Jun-16	10:32	Cloudy	016142	2.9184	2.9211	17968.69	17969.69	1.00	1.12	1.12	1.12	67	40.1
14-Jun-16	13:00	Cloudy	016137	2.8971	2.9005	17969.69	17970.69	1.00	1.12	1.12	1.12	67	50.5
20-Jun-16	9:32	Fine	016117	2.9005	2.9069	17994.69	17995.69	1.00	1.26	1.26	1.26	75	84.8
20-Jun-16	10:57	Fine	016113	2.8231	2.8259	17995.69	17996.69	1.00	1.13	1.13	1.13	68	41.4
20-Jun-16	13:00	Fine	016110	2.8154	2.8172	17996.69	17997.69	1.00	1.13	1.13	1.13	68	26.6
25-Jun-16	8:43	Fine	016213	2.8707	2.8775	18021.69	18022.69	1.00	1.12	1.12	1.12	67	100.8
25-Jun-16	10:04	Fine	016209	2.8757	2.8793	18022.69	18023.69	1.00	1.12	1.12	1.12	67	53.4
25-Jun-16	13:00	Fine	016205	2.8749	2.8783	18023.69	18024.69	1.00	1.12	1.12	1.12	67	50.4



Location: CMA3a - CWB PRE Site Office Area

Report on 24-hour TSP monitoring

Action Level ( $\mu\text{g}/\text{m}^3$ ) - 171

Limit Level ( $\mu\text{g}/\text{m}^3$ ) - 260

Date	Sampling Time	Weather Condition	Filter paper no.	Filter Weight, g		Elapse Time, hr		Sampling Time, hr	Flow Rate, $\text{m}^3/\text{min}$			Total Volume, $\text{m}^3$	TSP Level, $\mu\text{g}/\text{m}^3$
				Initial	Final	Initial	Final		Initial, $Q_{si}$	Final, $Q_{sf}$	Average		
1-Jun-16	8:00	Fine	015852	2.8796	2.9822	5364.15	5388.15	24.00	1.24	1.24	1.24	1787	57.4
7-Jun-16	8:00	Cloudy	015983	2.9166	2.9778	5391.15	5415.15	24.00	1.19	1.19	1.19	1715	35.7
13-Jun-16	8:00	Cloudy	016014	2.9078	2.9455	5418.15	5442.15	24.00	1.12	1.12	1.12	1619	23.3
18-Jun-16	8:00	Rainy	016158	2.8928	2.9556	5445.15	5469.15	24.00	1.25	1.24	1.24	1792	35.0
24-Jun-16	8:00	Fine	016063	2.8020	2.9143	5472.54	5496.54	24.00	1.12	1.13	1.12	1620	69.3

Report on 1-hour TSP monitoring

Action Level ( $\mu\text{g}/\text{m}^3$ ) - 311.3

Limit Level ( $\mu\text{g}/\text{m}^3$ ) - 500

Date	Sampling Time	Weather Condition	Filter paper no.	Filter Weight, g		Elapse Time, hr		Sampling Time, hr	Flow Rate, $\text{m}^3/\text{min}$			Total Volume, $\text{m}^3$	TSP Level, $\mu\text{g}/\text{m}^3$
				Initial	Final	Initial	Final		Initial, $Q_{si}$	Final, $Q_{sf}$	Average		
2-Jun-16	8:55	Fine	015989	2.9050	2.9072	5388.15	5389.15	1.00	1.13	1.13	1.13	68	32.6
2-Jun-16	10:00	Fine	015986	2.9205	2.9227	5389.15	5390.15	1.00	1.13	1.13	1.13	68	32.6
2-Jun-16	13:00	Fine	015689	2.8257	2.8271	5390.15	5391.15	1.00	1.13	1.13	1.13	68	20.7
8-Jun-16	8:40	Rainy	016077	2.8317	2.8372	5415.15	5416.15	1.00	1.25	1.25	1.25	75	73.6
8-Jun-16	10:05	Rainy	016074	2.8258	2.8308	5416.15	5417.15	1.00	1.25	1.25	1.25	75	66.9
8-Jun-16	13:00	Rainy	016017	2.8247	2.8306	5417.15	5418.15	1.00	1.25	1.25	1.25	75	78.9
14-Jun-16	8:35	Cloudy	016167	2.9152	2.9184	5442.15	5443.15	1.00	1.12	1.12	1.12	67	47.4
14-Jun-16	10:05	Cloudy	016164	2.9225	2.9278	5443.15	5444.15	1.00	1.18	1.18	1.18	71	74.7
14-Jun-16	13:00	Cloudy	016161	2.9088	2.9124	5444.15	5445.15	1.00	1.24	1.24	1.24	74	48.4
20-Jun-16	9:15	Fine	016155	2.9059	2.9147	5469.17	5470.17	1.00	1.24	1.24	1.24	75	118.0
20-Jun-16	10:30	Fine	016152	2.9185	2.9264	5470.54	5471.54	1.00	1.24	1.24	1.24	75	106.0
20-Jun-16	13:00	Fine	016175	2.8961	2.9071	5471.54	5472.54	1.00	1.18	1.18	1.18	71	154.7
25-Jun-16	8:20	Fine	016057	2.8010	2.8051	5496.54	5497.54	1.00	1.24	1.24	1.24	74	55.1
25-Jun-16	9:50	Fine	016246	2.8084	2.8165	5497.54	5498.54	1.00	1.24	1.24	1.24	74	108.8
25-Jun-16	10:55	Fine	016242	2.8125	2.8185	5498.54	5499.54	1.00	1.24	1.24	1.24	74	80.6



Location: CMA4a - SPCA

Report on 24-hour TSP monitoring

Action Level ( $\mu\text{g}/\text{m}^3$ ) - 171.2  
Limit Level ( $\mu\text{g}/\text{m}^3$ ) - 260

Date	Sampling Time	Weather Condition	Filter paper no.	Filter Weight, g		Elapse Time, hr		Sampling Time, hr	Flow Rate, $\text{m}^3/\text{min}$			Total Volume, $\text{m}^3$	TSP Level, $\mu\text{g}/\text{m}^3$
				Initial	Final	Initial	Final		Initial, $Q_{si}$	Final, $Q_{sf}$	Average		
1-Jun-16	8:00	Fine	015869	2.8946	2.9540	22148.23	22172.23	24.00	1.28	1.28	1.28	1839	32.3
7-Jun-16	8:00	Cloudy	016004	2.8972	2.9573	22175.23	22199.23	24.00	1.29	1.28	1.28	1848	32.5
13-Jun-16	8:00	Cloudy	016065	2.8028	2.8756	22202.24	22226.24	24.00	1.28	1.28	1.28	1838	39.6
18-Jun-16	8:00	Rainy	016134	2.8970	2.9385	22229.24	22253.24	24.00	1.33	1.33	1.33	1917	21.6
24-Jun-16	8:00	Fine	015794	2.8210	2.8783	22256.24	22280.24	24.00	1.28	1.28	1.28	1838	31.2

Report on 1-hour TSP monitoring

Action Level ( $\mu\text{g}/\text{m}^3$ ) - 312.5  
Limit Level ( $\mu\text{g}/\text{m}^3$ ) - 500

Date	Sampling Time	Weather Condition	Filter paper no.	Filter Weight, g		Elapse Time, hr		Sampling Time, hr	Flow Rate, $\text{m}^3/\text{min}$			Total Volume, $\text{m}^3$	TSP Level, $\mu\text{g}/\text{m}^3$
				Initial	Final	Initial	Final		Initial, $Q_{si}$	Final, $Q_{sf}$	Average		
2-Jun-16	8:53	Fine	015837	2.8729	2.8765	22172.23	22173.23	1.00	1.28	1.28	1.28	77	47.0
2-Jun-16	10:21	Fine	016012	2.9009	2.9044	22173.23	22174.23	1.00	1.28	1.28	1.28	77	45.7
2-Jun-16	13:00	Fine	016008	2.8831	2.8867	22174.23	22175.23	1.00	1.28	1.28	1.28	77	47.0
8-Jun-16	8:39	Rainy	015996	2.8798	2.8837	22199.23	22200.23	1.00	1.28	1.28	1.28	77	50.7
8-Jun-16	10:03	Rainy	015992	2.9186	2.9213	22200.23	22201.23	1.00	1.28	1.28	1.28	77	35.1
8-Jun-16	13:00	Rainy	016104	2.8173	2.8201	22201.23	22202.23	1.00	1.28	1.28	1.28	77	36.4
14-Jun-16	8:37	Cloudy	016069	2.8068	2.8097	22226.24	22227.24	1.00	1.28	1.28	1.28	77	37.9
14-Jun-16	10:06	Cloudy	016144	2.8944	2.8978	22227.24	22228.24	1.00	1.28	1.28	1.28	77	44.4
14-Jun-16	13:00	Cloudy	016139	2.9033	2.9066	22228.24	22229.24	1.00	1.28	1.28	1.28	77	43.1
20-Jun-16	9:15	Fine	016118	2.9122	2.9141	22253.24	22254.24	1.00	1.28	1.28	1.28	77	24.8
20-Jun-16	10:39	Fine	016114	2.7917	2.7934	22254.24	22255.24	1.00	1.28	1.28	1.28	77	22.2
20-Jun-16	13:00	Fine	016111	2.8208	2.8230	22255.24	22256.24	1.00	1.28	1.28	1.28	77	28.7
25-Jun-16	8:27	Fine	016214	2.8817	2.8842	22280.24	22281.24	1.00	1.28	1.28	1.28	77	32.6
25-Jun-16	9:49	Fine	016210	2.8666	2.8695	22281.24	22282.24	1.00	1.28	1.28	1.28	77	37.9
25-Jun-16	10:56	Fine	016206	2.8816	2.8874	22282.24	22283.24	1.00	1.28	1.28	1.28	77	75.7



Location: CMA5b - Pedestrian Plaza

Report on 24-hour TSP monitoring

Action Level ( $\mu\text{g}/\text{m}^3$ ) - 181  
Limit Level ( $\mu\text{g}/\text{m}^3$ ) - 260

Date	Sampling Time	Weather Condition	Filter paper no.	Filter Weight, g		Elapse Time, hr		Sampling Time, hr	Flow Rate, $\text{m}^3/\text{min}$			Total Volume, $\text{m}^3$	TSP Level, $\mu\text{g}/\text{m}^3$
				Initial	Final	Initial	Final		Initial, $Q_{si}$	Final, $Q_{sf}$	Average		
1-Jun-16	8:00	Fine	015868	2.9011	2.9979	6692.66	6716.66	24.00	0.84	0.84	0.84	1205	80.3
7-Jun-16	8:00	Cloudy	016005	2.9147	3.0574	6719.67	6743.67	24.00	0.85	0.84	0.85	1219	117.1
13-Jun-16	8:00	Cloudy	016101	2.8216	2.9198	6746.67	6770.67	24.00	0.84	0.76	0.80	1150	85.4
18-Jun-16	8:00	Rainy	016135	2.9060	2.9695	6773.67	6797.67	24.00	0.70	0.69	0.69	1000	63.5
24-Jun-16	8:00	Fine	015795	2.7962	2.9235	6800.68	6824.68	24.00	0.69	0.69	0.69	994	128.1

Report on 1-hour TSP monitoring

Action Level ( $\mu\text{g}/\text{m}^3$ ) - 332  
Limit Level ( $\mu\text{g}/\text{m}^3$ ) - 500

Date	Sampling Time	Weather Condition	Filter paper no.	Filter Weight, g		Elapse Time, hr		Sampling Time, hr	Flow Rate, $\text{m}^3/\text{min}$			Total Volume, $\text{m}^3$	TSP Level, $\mu\text{g}/\text{m}^3$
				Initial	Final	Initial	Final		Initial, $Q_{si}$	Final, $Q_{sf}$	Average		
2-Jun-16	8:42	Fine	015838	2.8772	2.8870	6716.66	6717.66	1.00	0.84	0.84	0.84	50	195.3
2-Jun-16	10:11	Fine	015834	2.8641	2.8684	6717.66	6718.66	1.00	0.84	0.84	0.84	50	85.7
2-Jun-16	13:00	Fine	016009	2.8883	2.8958	6718.66	6719.66	1.00	0.84	0.84	0.84	50	149.5
8-Jun-16	8:27	Rainy	015997	2.8950	2.9027	6743.67	6744.67	1.00	0.84	0.84	0.84	51	152.2
8-Jun-16	9:52	Rainy	015993	2.8916	2.8993	6744.67	6745.67	1.00	0.84	0.84	0.84	51	152.2
8-Jun-16	13:00	Rainy	016105	2.7916	2.8006	6745.67	6746.67	1.00	0.84	0.84	0.84	51	177.9
14-Jun-16	8:24	Cloudy	016068	2.8255	2.8305	6770.67	6771.67	1.00	0.83	0.83	0.83	50	99.8
14-Jun-16	9:28	Cloudy	016145	2.8846	2.8919	6771.67	6772.67	1.00	0.83	0.83	0.83	50	145.7
14-Jun-16	13:00	Cloudy	016140	2.9136	2.9211	6772.67	6773.67	1.00	0.83	0.83	0.83	50	149.7
20-Jun-16	9:06	Fine	016119	2.9063	2.9100	6797.68	6798.68	1.00	0.77	0.69	0.73	44	84.6
20-Jun-16	10:28	Fine	016115	2.8792	2.8819	6798.68	6799.68	1.00	0.69	0.69	0.69	42	65.0
20-Jun-16	13:00	Fine	016112	2.8227	2.8285	6799.68	6800.68	1.00	0.69	0.69	0.69	42	139.6
25-Jun-16	8:16	Fine	016215	2.8508	2.8625	6824.68	6825.68	1.00	0.69	0.69	0.69	41	282.5
25-Jun-16	9:19	Fine	016211	2.8729	2.8805	6825.68	6826.68	1.00	0.69	0.69	0.69	41	183.5
25-Jun-16	10:44	Fine	016207	2.8765	2.8860	6826.68	6827.68	1.00	0.69	0.69	0.69	41	229.4



Location: MA1e - International Finance Centre (Eastern Wing)

Report on 24-hour TSP monitoring

Action Level ( $\mu\text{g}/\text{m}^3$ ) - 173.4

Limit Level ( $\mu\text{g}/\text{m}^3$ ) - 260

Date	Sampling Time	Weather Condition	Filter paper no.	Filter Weight, g		Elapse Time, hr		Sampling Time, hr	Flow Rate, $\text{m}^3/\text{min}$			Total Volume, $\text{m}^3$	TSP Level, $\mu\text{g}/\text{m}^3$
				Initial	Final	Initial	Final		Initial, $Q_{si}$	Final, $Q_{sf}$	Average		
1-Jun-16	8:00	Fine	015890	2.8918	2.9569	18831.71	18855.71	24.00	1.21	1.21	1.21	1748	37.3
7-Jun-16	8:00	Cloudy	016019	2.8146	2.8662	18858.71	18882.71	24.00	1.22	1.22	1.22	1757	29.4
13-Jun-16	8:00	Cloudy	016083	2.8202	2.8940	18885.71	18909.71	24.00	1.21	1.21	1.21	1746	42.3
18-Jun-16	8:00	Rainy	016150	2.8804	2.9311	18912.71	18936.71	24.00	1.22	1.22	1.22	1751	29.0
24-Jun-16	8:00	Fine	016125	2.8894	2.9660	18939.71	18963.71	24.00	1.21	1.21	1.21	1746	43.9

Report on 1-hour TSP monitoring

Action Level ( $\mu\text{g}/\text{m}^3$ ) - 325.1

Limit Level ( $\mu\text{g}/\text{m}^3$ ) - 500

Date	Sampling Time	Weather Condition	Filter paper no.	Filter Weight, g		Elapse Time, hr		Sampling Time, hr	Flow Rate, $\text{m}^3/\text{min}$			Total Volume, $\text{m}^3$	TSP Level, $\mu\text{g}/\text{m}^3$
				Initial	Final	Initial	Final		Initial, $Q_{si}$	Final, $Q_{sf}$	Average		
2-Jun-16	8:30	Fine	016028	2.8219	2.8258	18855.71	18856.71	1.00	1.21	1.21	1.21	73	53.6
2-Jun-16	9:37	Fine	016025	2.8176	2.8202	18856.71	18857.71	1.00	1.21	1.21	1.21	73	35.7
2-Jun-16	10:45	Fine	016022	2.8048	2.8064	18857.71	18858.71	1.00	1.21	1.21	1.21	73	22.0
8-Jun-16	8:01	Rainy	015887	2.8912	2.8940	18882.71	18883.71	1.00	1.22	1.22	1.22	73	38.3
8-Jun-16	9:02	Rainy	016089	2.8061	2.8094	18883.71	18884.71	1.00	1.22	1.22	1.22	73	45.2
8-Jun-16	10:04	Rainy	016086	2.8368	2.8411	18884.71	18885.71	1.00	1.22	1.22	1.22	73	58.9
14-Jun-16	8:01	Cloudy	016080	2.8129	2.8152	18909.71	18910.71	1.00	1.21	1.21	1.21	73	31.6
14-Jun-16	9:02	Cloudy	016173	2.8868	2.8885	18910.71	18911.71	1.00	1.21	1.21	1.21	73	23.4
14-Jun-16	10:04	Cloudy	016170	2.8945	2.8955	18911.71	18912.71	1.00	1.21	1.21	1.21	73	13.8
20-Jun-16	8:01	Fine	016148	2.9053	2.9078	18936.71	18937.71	1.00	1.21	1.21	1.21	73	34.3
20-Jun-16	9:02	Fine	015658	2.8221	2.8238	18937.71	18938.71	1.00	1.21	1.21	1.21	73	23.3
20-Jun-16	10:04	Fine	016128	2.9150	2.9162	18938.71	18939.71	1.00	1.21	1.21	1.21	73	16.5
25-Jun-16	8:01	Fine	016122	2.9075	2.9104	18963.71	18964.71	1.00	1.21	1.21	1.21	73	39.8
25-Jun-16	9:02	Fine	015782	2.8193	2.8220	18964.71	18965.71	1.00	1.21	1.21	1.21	73	37.1
25-Jun-16	10:04	Fine	015779	2.8110	2.8148	18965.71	18966.71	1.00	1.21	1.21	1.21	73	52.2



Location: MA1w - International Finance Centre (Western Wing)

Report on 24-hour TSP monitoring

Action Level ( $\mu\text{g}/\text{m}^3$ ) - 173.4  
Limit Level ( $\mu\text{g}/\text{m}^3$ ) - 260

Date	Sampling Time	Weather Condition	Filter paper no.	Filter Weight, g		Elapse Time, hr		Sampling Time, hr	Flow Rate, $\text{m}^3/\text{min}$			Total Volume, $\text{m}^3$	TSP Level, $\mu\text{g}/\text{m}^3$
				Initial	Final	Initial	Final		Initial, $Q_{si}$	Final, $Q_{sf}$	Average		
1-Jun-16	8:00	Fine	015889	2.8796	2.9418	18857.10	18881.10	24.00	1.20	1.20	1.20	1724	36.1
8-Jun-16	11:30	Rainy	016082	2.8098	2.8440	18887.15	18911.15	24.00	1.20	1.20	1.20	1728	19.8
13-Jun-16	8:00	Cloudy	016109	2.8230	2.8869	18911.16	18935.16	24.00	1.20	1.20	1.20	1722	37.1
18-Jun-16	8:00	Rainy	016151	2.9093	2.9552	18938.16	18962.16	24.00	1.20	1.20	1.20	1727	26.6
24-Jun-16	8:00	Fine	016124	2.8936	2.9386	18965.16	18989.16	24.00	1.20	1.20	1.20	1723	26.1

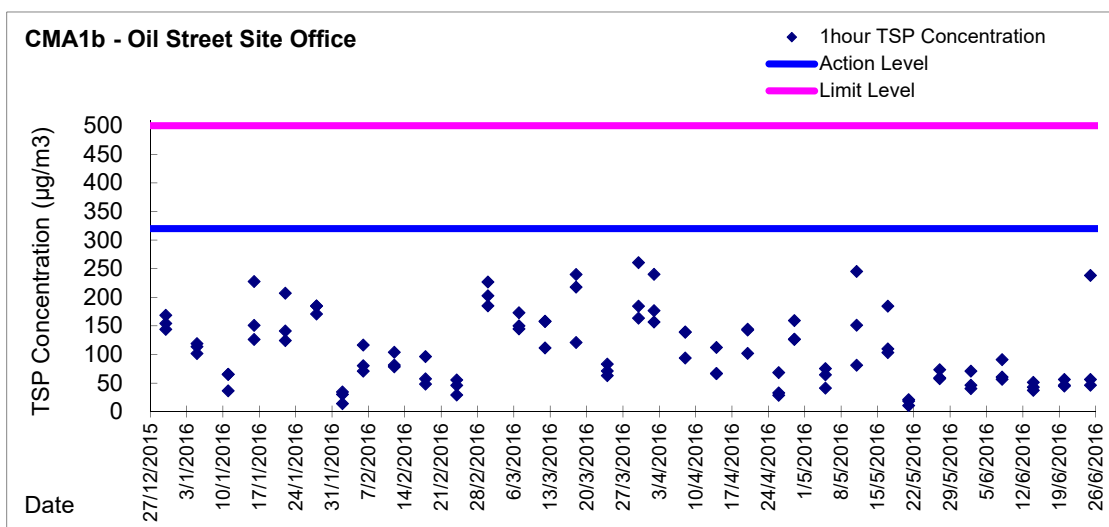
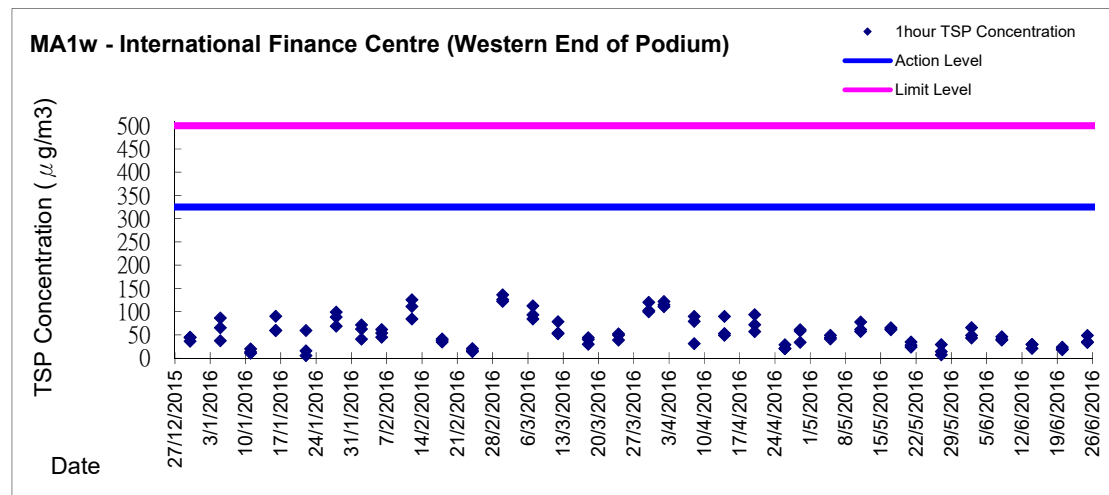
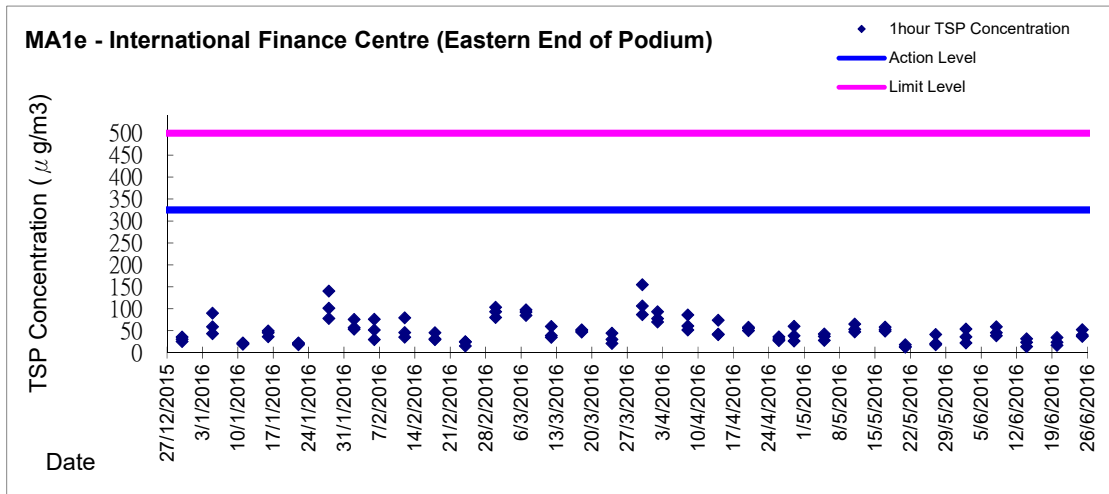
Remarks: Due to interruption of electricity, the 24hr TSP was rescheduled from 7 June 2016 to 8 June 2016.

Report on 1-hour TSP monitoring

Action Level ( $\mu\text{g}/\text{m}^3$ ) - 325.1  
Limit Level ( $\mu\text{g}/\text{m}^3$ ) - 500

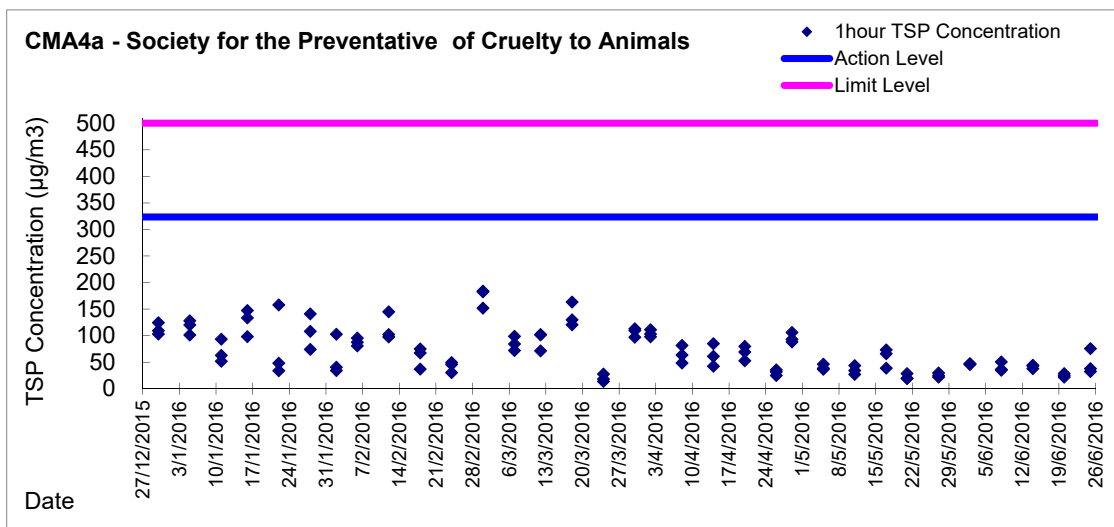
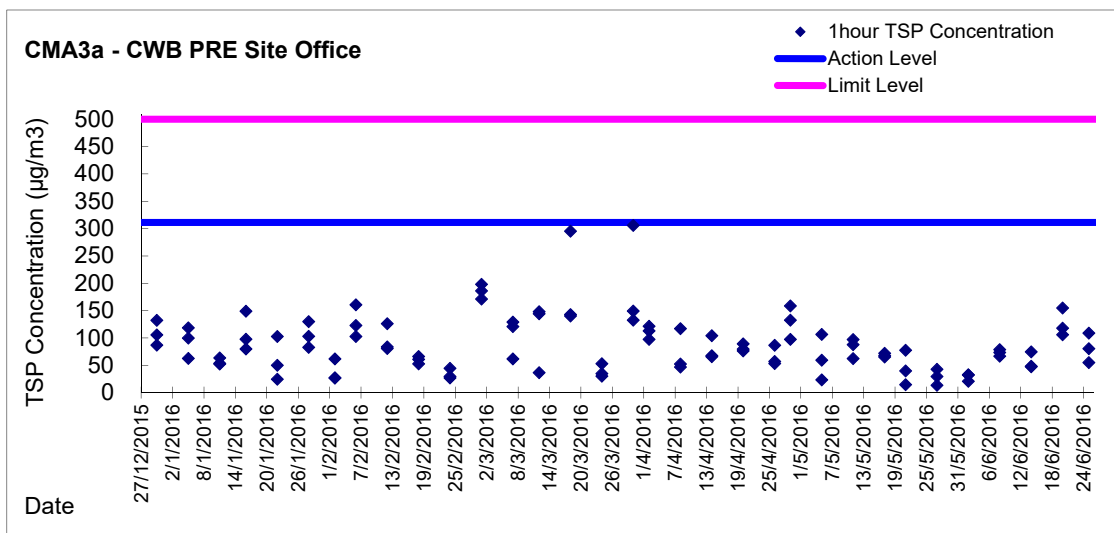
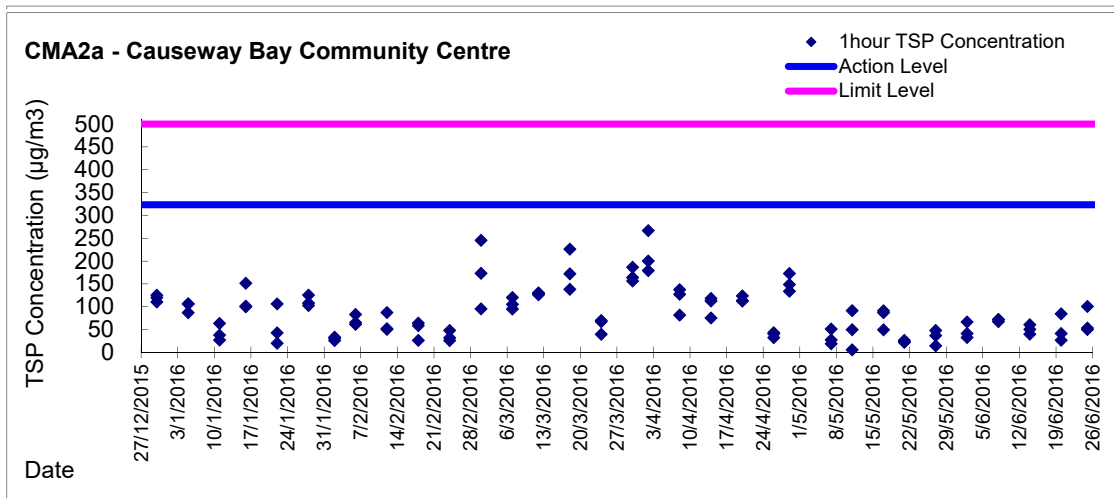
Date	Sampling Time	Weather Condition	Filter paper no.	Filter Weight, g		Elapse Time, hr		Sampling Time, hr	Flow Rate, $\text{m}^3/\text{min}$			Total Volume, $\text{m}^3$	TSP Level, $\mu\text{g}/\text{m}^3$
				Initial	Final	Initial	Final		Initial, $Q_{si}$	Final, $Q_{sf}$	Average		
2-Jun-16	8:25	Fine	016029	2.8241	2.8276	18881.10	18882.10	1.00	1.20	1.20	1.20	72	48.7
2-Jun-16	9:27	Fine	016026	2.8035	2.8082	18882.10	18883.10	1.00	1.20	1.20	1.20	72	65.5
2-Jun-16	10:30	Fine	016023	2.8102	2.8133	18883.10	18884.10	1.00	1.20	1.20	1.20	72	43.2
8-Jun-16	8:05	Rainy	015886	2.8725	2.8754	18884.15	18885.15	1.00	1.20	1.20	1.20	72	40.2
8-Jun-16	9:07	Rainy	016088	2.8248	2.8276	18885.15	18886.15	1.00	1.20	1.20	1.20	72	38.9
8-Jun-16	10:09	Rainy	016085	2.8255	2.8288	18886.15	18887.15	1.00	1.20	1.20	1.20	72	45.8
14-Jun-16	8:05	Cloudy	016079	2.8195	2.8216	18935.16	18936.16	1.00	1.20	1.20	1.20	72	29.3
14-Jun-16	9:07	Cloudy	016172	2.8945	2.8966	18936.16	18937.16	1.00	1.20	1.20	1.20	72	29.3
14-Jun-16	10:09	Cloudy	016169	2.8919	2.8934	18937.16	18938.16	1.00	1.20	1.20	1.20	72	20.9
20-Jun-16	8:05	Fine	016147	2.9037	2.9050	18962.16	18963.16	1.00	1.20	1.20	1.20	72	18.1
20-Jun-16	9:07	Fine	016130	2.9125	2.9142	18963.16	18964.16	1.00	1.20	1.20	1.20	72	23.6
20-Jun-16	10:09	Fine	016127	2.8951	2.8965	18964.16	18965.16	1.00	1.20	1.20	1.20	72	19.5
25-Jun-16	8:05	Fine	016121	2.9018	2.9053	18989.16	18990.16	1.00	1.20	1.20	1.20	72	48.7
25-Jun-16	9:07	Fine	015781	2.8190	2.8214	18990.16	18991.16	1.00	1.20	1.20	1.20	72	33.4
25-Jun-16	10:09	Fine	015778	2.8111	2.8136	18991.16	18992.16	1.00	1.20	1.20	1.20	72	34.8

Graphic Presentation of 1 hour TSP Result

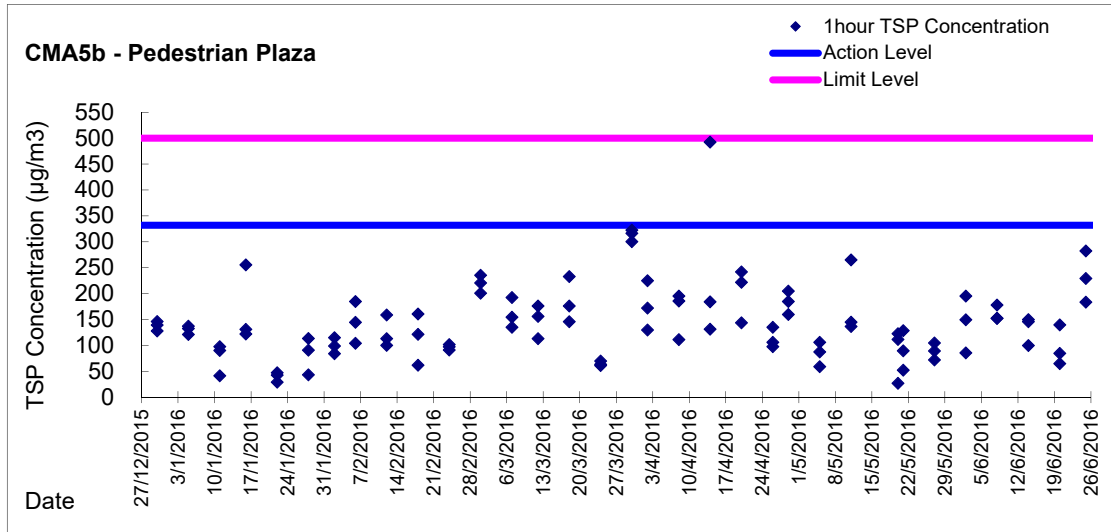




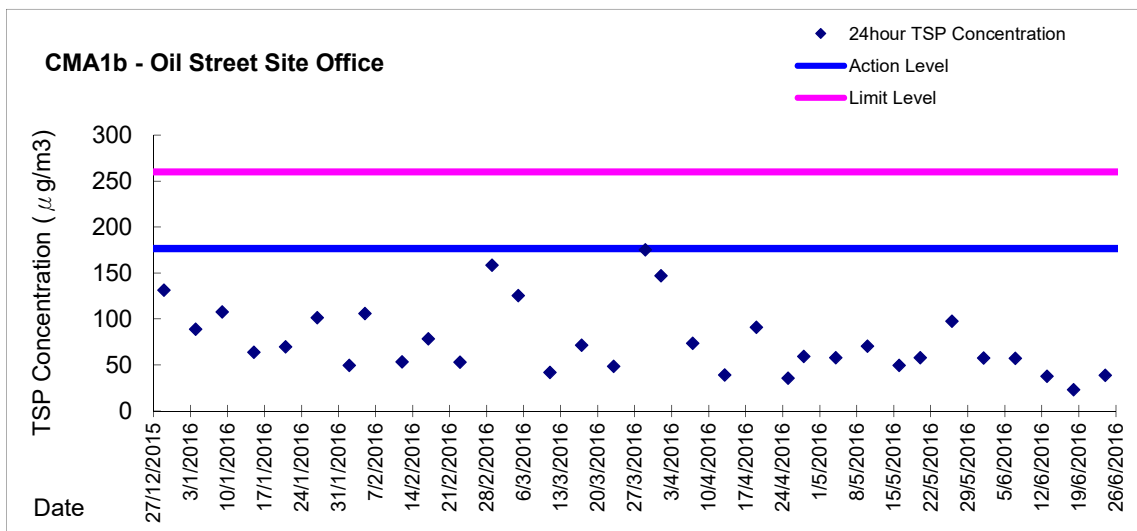
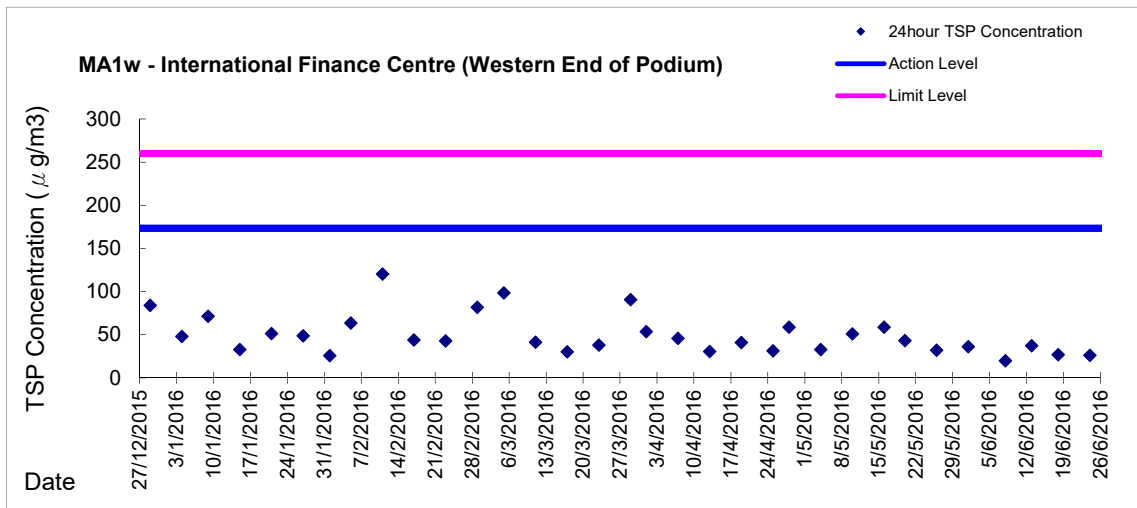
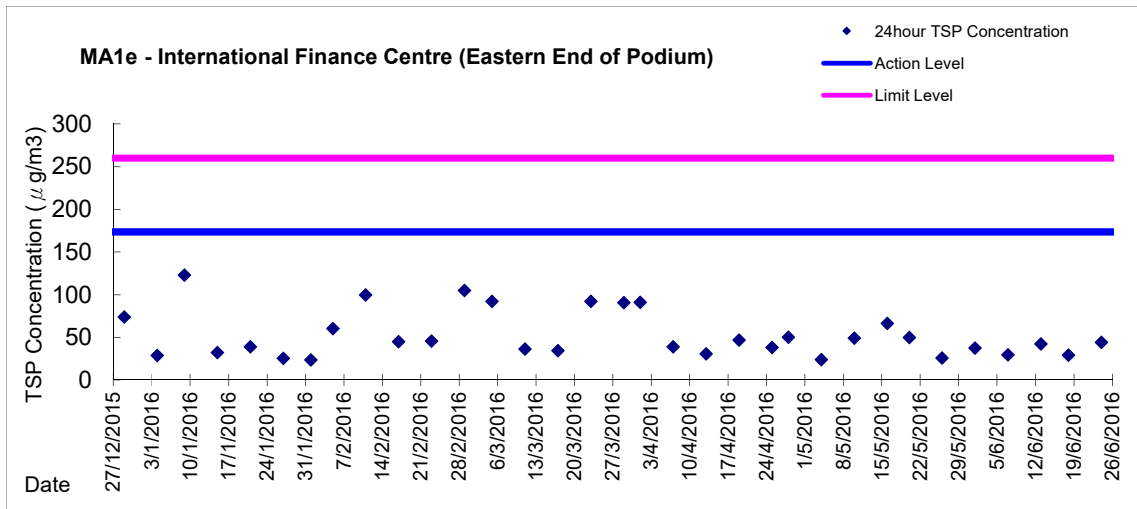
Graphic Presentation of 1 hour TSP Result



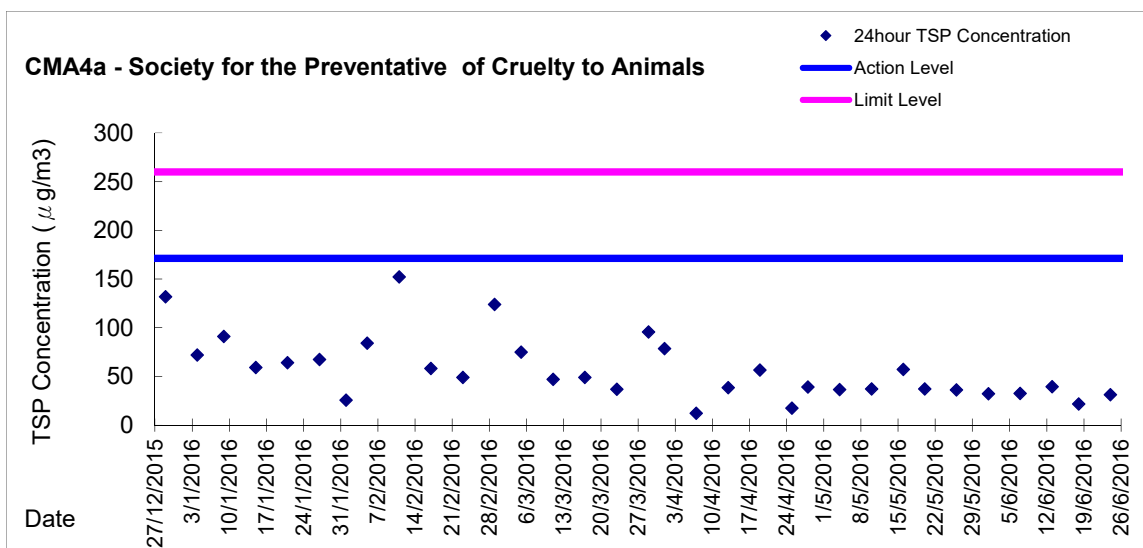
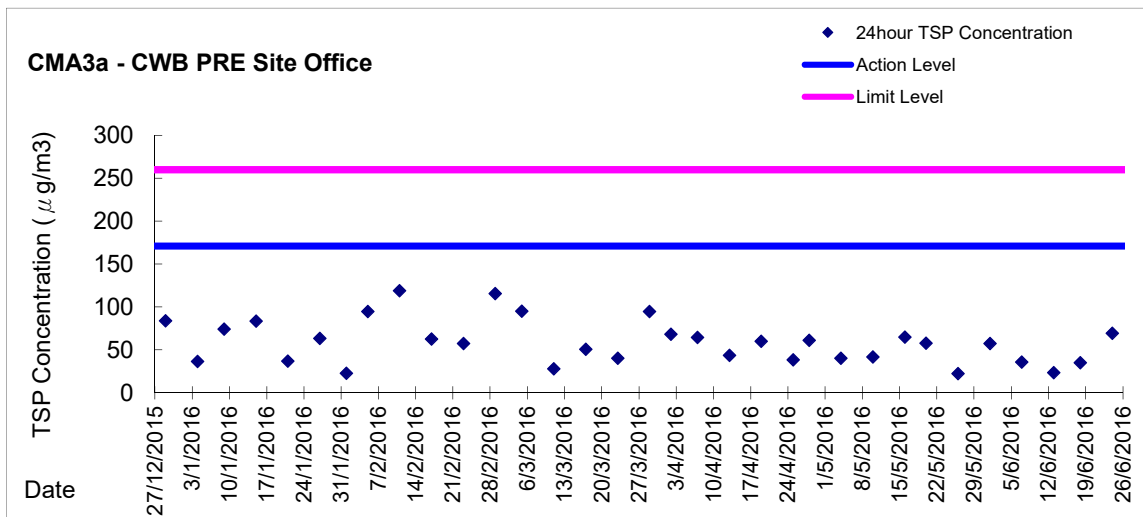
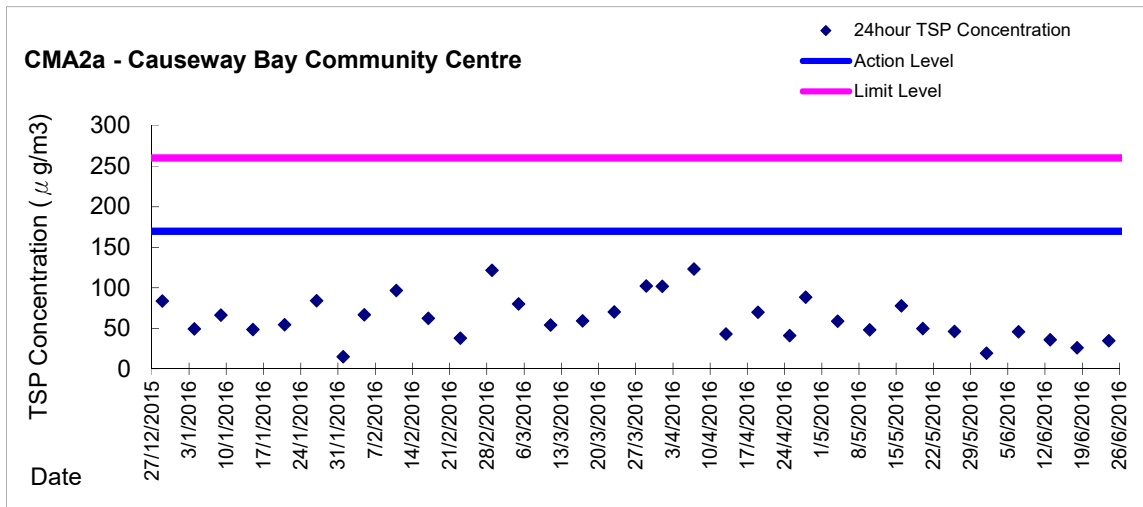
Graphic Presentation of 1 hour TSP Result



Graphic Presentation of 24 hour TSP Result



Graphic Presentation of 24 hour TSP Result





Graphic Presentation of 24 hour TSP Result

